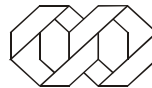


# Centro de Estudos do IBMEC

**Estimativa da taxa de mercado para notas  
promissórias e debêntures  
Novembro - 2015**



**IBMEC**

Instituto Brasileiro de Mercado de Capitais

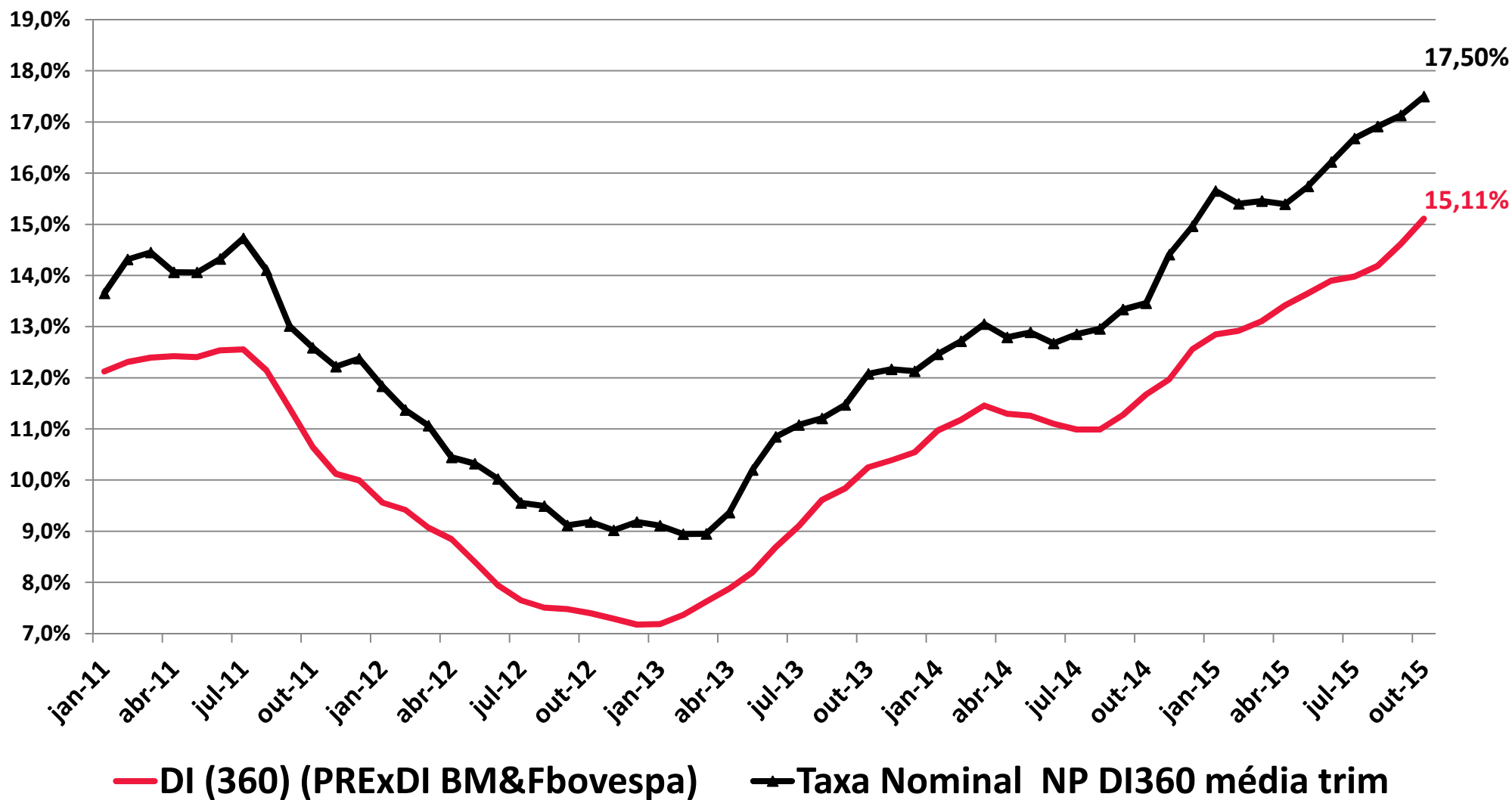


**FIPECAFI**  
Cultura Contábil, Atuarial e Financeira

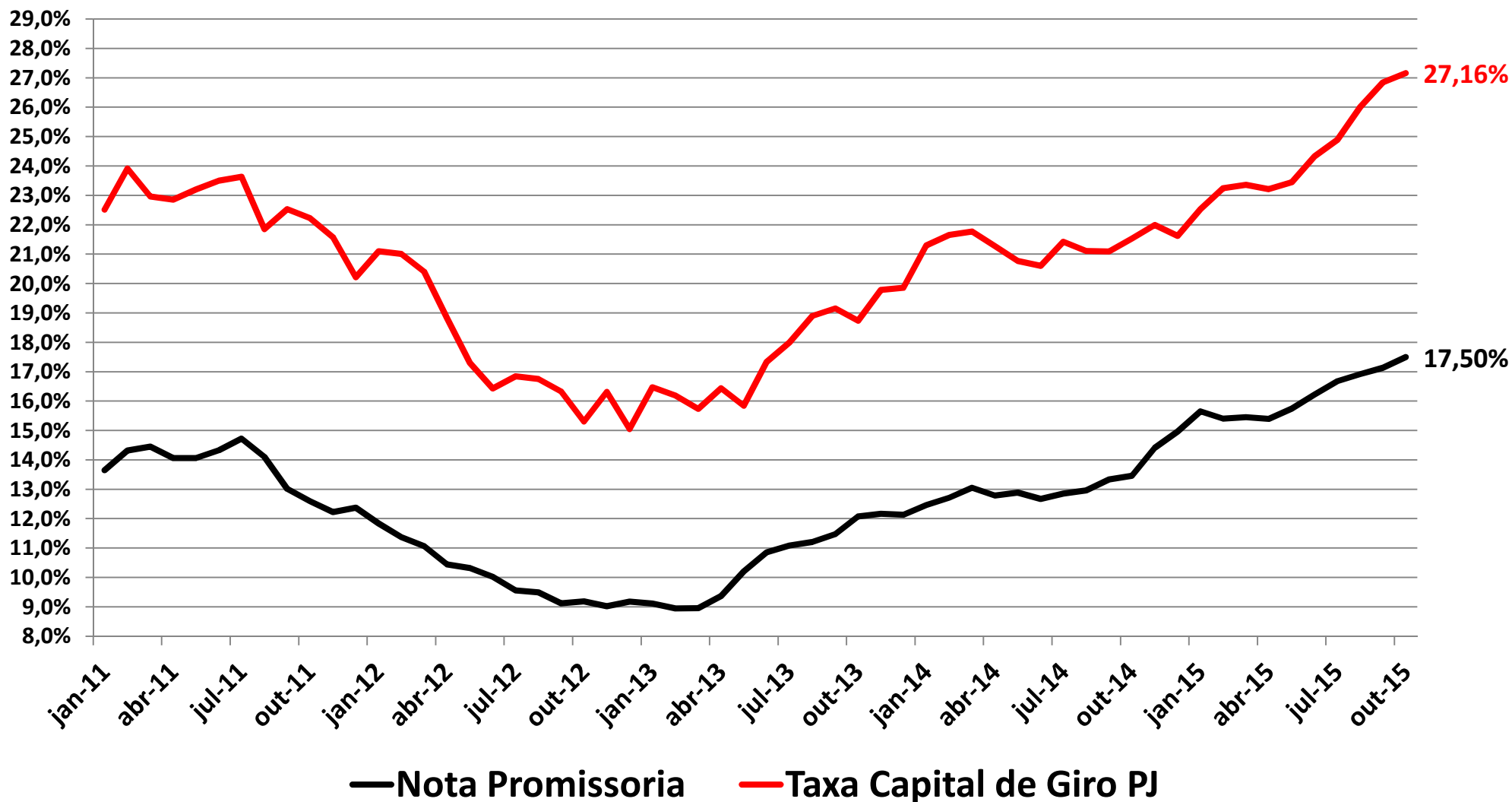
Meses	DI 360	DI (360) (PRExDI BM&Fbovespa)	DI 720	DI 720 Média Trim.	Taxa Nominal NP DI720	Spread Médio NP	Taxa Nominal NP DI720 média trim.	Spread Médio trim	Taxa Nominal Agregado Debêntures	Spread Médio Debêntures	Taxa Nominal Média Trim. Debêntures	Spread Média Trimestre	Diferença de Spread	Taxa PJ BACEN Kg	Taxa Capital de Giro PJ	Taxa Nominal NP DI360	Spread Médio NP DI360	Taxa Nominal NP DI360 média trim	Spread NP DI360 média trim
jan/11	12,44%	12,12%	12,90%	12,48%	15,23%	1,63%	14,04%	1,55%	14,3%	1,36%	13,84%	1,36%	0,19%	22,51%	9,0%	14,72%	2,28%	13,65%	1,53%
fev/11	12,50%	12,31%	12,70%	12,62%	14,91%	1,89%	14,65%	2,03%	14,0%	1,29%	13,96%	1,34%	0,69%	23,91%	10,1%	14,71%	2,21%	14,31%	2,00%
mar/11	12,24%	12,39%	12,76%	12,79%	14,19%	1,43%	14,78%	1,99%	14,1%	1,34%	14,12%	1,33%	0,66%	22,96%	9,6%	13,92%	1,68%	14,45%	2,06%
abr/11	12,52%	12,42%	12,72%	12,73%	13,76%	1,04%	14,29%	1,56%	14,0%	1,29%	14,03%	1,31%	0,25%	22,85%	9,2%	13,56%	1,04%	14,06%	1,64%
mai/11	12,45%	12,40%	12,49%	12,66%	14,74%	2,25%	14,23%	1,57%	13,8%	1,32%	13,97%	1,32%	0,26%	23,20%	9,6%	14,70%	2,25%	14,06%	1,66%
jun/11	12,63%	12,53%	12,70%	12,64%	14,78%	1,03%	14,43%	1,79%	14,0%	1,27%	13,93%	1,29%	0,50%	23,50%	9,7%	14,71%	2,08%	14,32%	1,79%
jul/11	12,58%	12,55%	12,77%	12,65%	14,97%	2,20%	14,83%	2,18%	14,1%	1,37%	13,97%	1,32%	0,86%	23,63%	9,8%	14,77%	2,19%	14,73%	2,17%
ago/11	11,24%	12,15%	11,14%	12,20%	12,74%	1,17%	14,16%	1,96%	12,7%	1,56%	13,60%	1,40%	0,56%	21,85%	9,5%	12,84%	1,60%	14,11%	1,96%
set/11	10,39%	11,40%	10,61%	11,51%	11,64%	1,03%	13,12%	1,61%	12,1%	1,48%	12,98%	1,47%	0,14%	22,53%	11,0%	11,42%	1,03%	13,01%	1,61%
out/11	10,30%	10,64%	10,52%	10,76%	13,73%	2,32%	12,70%	1,95%	11,9%	1,40%	12,24%	1,48%	0,47%	22,22%	10,8%	13,50%	3,20%	12,59%	1,94%
nov/11	9,68%	10,12%	9,82%	10,32%	11,88%	2,06%	12,42%	2,10%	11,3%	1,50%	11,78%	1,46%	0,64%	21,58%	10,8%	11,74%	2,06%	12,22%	2,10%
dez/11	10,00%	9,99%	10,47%	10,27%	12,39%	1,59%	12,67%	2,40%	11,7%	1,23%	11,65%	1,38%	1,02%	20,21%	9,3%	11,88%	1,88%	12,37%	2,38%
jan/12	9,00%	9,56%	10,02%	10,10%	12,63%	2,61%	12,30%	2,20%	11,5%	1,47%	11,50%	1,40%	0,80%	21,10%	11,1%	11,89%	2,89%	11,84%	2,28%
fev/12	9,25%	9,42%	9,83%	10,11%	10,93%	1,10%	11,98%	1,87%	11,4%	1,52%	11,51%	1,41%	0,47%	21,01%	10,8%	10,34%	1,09%	11,37%	1,95%
mar/12	8,96%	9,07%	9,70%	9,85%	11,82%	2,12%	11,79%	1,94%	11,2%	1,51%	11,35%	1,50%	0,44%	20,40%	10,5%	10,96%	2,00%	11,06%	1,99%
abr/12	8,33%	8,85%	8,94%	9,49%	10,67%	1,73%	11,14%	1,65%	10,6%	1,61%	11,04%	1,55%	0,10%	18,82%	9,7%	10,03%	1,70%	10,44%	1,60%
mai/12	7,92%	8,40%	8,46%	9,03%	10,52%	2,06%	11,00%	1,97%	10,0%	1,53%	10,58%	1,55%	0,42%	17,30%	8,7%	9,97%	2,05%	10,32%	1,92%
jun/12	7,57%	7,94%	8,12%	8,51%	10,67%	2,26%	10,62%	2,11%	9,7%	1,61%	10,09%	1,58%	0,53%	16,43%	8,2%	10,08%	2,51%	10,02%	2,08%
jul/12	7,46%	7,65%	8,00%	8,19%	9,20%	1,20%	10,13%	1,94%	9,7%	1,70%	9,81%	1,62%	0,32%	16,84%	8,7%	8,62%	1,16%	9,55%	1,90%
ago/12	7,49%	7,51%	8,27%	8,13%	10,62%	1,93%	10,16%	2,03%	9,7%	1,45%	9,72%	1,59%	0,44%	16,75%	8,6%	9,78%	2,29%	9,49%	1,99%
set/12	7,48%	7,48%	8,18%	8,15%	9,65%	1,47%	9,82%	1,67%	9,8%	1,59%	9,73%	1,58%	0,09%	16,33%	8,2%	8,94%	1,46%	9,12%	1,64%
out/12	7,22%	7,40%	7,73%	8,06%	9,37%	1,64%	9,88%	1,82%	9,3%	1,57%	9,60%	1,54%	0,28%	15,30%	7,5%	8,82%	1,60%	9,18%	1,79%
nov/12	7,17%	7,29%	7,75%	7,89%	9,90%	2,15%	9,64%	1,75%	9,5%	1,76%	9,52%	1,64%	0,12%	16,31%	8,5%	9,29%	2,12%	9,02%	1,73%
dez/12	7,14%	7,18%	7,69%	7,72%	10,01%	1,97%	9,76%	2,04%	9,5%	1,78%	9,42%	1,70%	0,34%	15,05%	7,4%	9,43%	2,29%	9,18%	2,00%
jan/13	7,24%	7,18%	7,99%	7,81%	9,37%	0,91%	9,76%	1,95%	9,3%	1,34%	9,43%	1,62%	0,33%	16,47%	8,6%	8,61%	1,37%	9,11%	1,93%
fev/13	7,72%	7,37%	8,43%	8,04%	9,51%	0,87%	9,63%	1,59%	9,7%	1,26%	9,50%	1,46%	0,13%	16,19%	7,9%	8,80%	1,08%	8,94%	1,58%
mar/13	7,91%	7,62%	8,62%	8,35%	10,16%	1,35%	9,68%	1,33%	9,9%	1,31%	9,65%	1,30%	0,03%	15,73%	7,2%	9,44%	1,53%	8,95%	1,33%
abr/13	8,01%	7,88%	8,38%	8,48%	10,41%	1,49%	10,03%	1,55%	9,7%	1,28%	9,76%	1,28%	0,27%	16,44%	7,8%	9,86%	1,85%	9,37%	1,49%
mai/13	8,67%	8,20%	9,13%	8,71%	11,77%	1,56%	10,78%	2,07%	10,5%	1,33%	10,01%	1,30%	0,77%	15,84%	6,6%	11,30%	2,63%	10,20%	2,00%
jun/13	9,39%	8,69%	10,24%	9,25%	12,27%	2,03%	11,48%	2,23%	11,6%	1,33%	10,56%	1,31%	0,92%	17,33%	7,3%	11,38%	1,99%	10,85%	2,16%
jul/13	9,26%	9,11%	10,05%	9,81%	11,37%	1,32%	11,80%	2,00%	11,4%	1,34%	11,14%	1,33%	0,67%	17,99%	8,0%	10,55%	1,29%	11,08%	1,97%
ago/13	10,19%	9,61%	11,16%	10,48%	12,73%	1,57%	12,12%	1,64%	12,5%	1,30%	11,81%	1,32%	0,32%	18,90%	7,9%	11,68%	1,49%	11,21%	1,59%
set/13	10,07%	9,84%	10,85%	10,69%	13,01%	1,51%	12,37%	1,68%	12,1%	1,29%	12,00%	1,31%	0,37%	19,15%	8,2%	12,18%	2,11%	11,47%	1,63%
out/13	10,49%	10,25%	11,14%	11,05%	13,09%	1,95%	12,94%	1,89%	12,3%	1,19%	12,31%	1,26%	0,63%	18,73%	7,5%	12,37%	1,88%	12,08%	1,83%
nov/13	10,60%	10,39%	11,70%	11,23%	13,06%	1,14%	13,05%	1,82%	13,1%	1,36%	12,51%	1,28%	0,54%	19,78%	8,3%	11,95%	1,35%	12,17%	1,78%
dez/13	10,54%	10,54%	11,54%	11,46%	13,15%	1,61%	13,10%	1,64%	13,0%	1,50%	12,81%	1,35%	0,29%	19,86%	8,4%	12,07%	1,53%	12,13%	1,59%
jan/14	11,77%	10,97%	12,62%	11,95%	14,26%	1,64%	13,49%	1,54%	13,9%	1,25%	13,32%	1,37%	0,17%	21,30%	8,5%	13,37%	1,60%	12,46%	1,49%
fev/14	11,22%	11,18%	11,98%	12,05%	13,51%	1,53%	13,64%	1,59%	13,3%	1,32%	13,41%	1,36%	0,24%	21,65%	9,4%	12,71%	1,49%	12,71%	1,54%
mar/14	11,38%	11,46%	12,20%	12,27%	13,92%	1,72%	13,90%	1,63%	13,5%	1,33%	13,57%	1,30%	0,33%	21,77%	9,3%	13,08%	1,70%	13,05%	1,59%
abr/14	11,29%	11,30%	12,10%	12,09%	13,37%	1,27%	13,60%	1,51%	13,4%	1,31%	13,41%	1,32%	0,19%	21,27%	9,0%	12,58%	1,29%	12,79%	1,49%
mai/14	11,10%	11,26%	11,55%	11,95%	13,48%	0,79%	13,69%	1,64%	12,9%	1,35%	13,25%	1,33%	0,31%	20,77%	8,7%	13,00%	1,90%	12,89%	1,63%
jun/14	10,91%	11,10%	11,37%	11,67%	12,92%	1,55%	13,25%	1,58%	12,8%	1,39%	13,02%	1,35%	0,23%	20,60%	8,7%	12,43%	1,52%	12,67%	1,57%
jul/14	10,96%	10,99%	11,38%	11,43%	13,56%	2,18%	13,32%	1,89%	12,7%	1,28%	12,77%	1,34%	0,55%	21,42%	9,4%	13,12%	2,16%	12,85%	1,86%
ago/14	11,09%	10,99%	11,25%	11,33%	13,49%	2,24%	13,32%	1,99%	12,4%	1,17%	12,61%	1,28%	0,71%	21,11%	9,0%	13,32%	2,23%	12,96%	1,97%

Meses	DI 360	DI (360) (PRExDI BM&Fbovespa)	DI 720	DI 720 Média Trim.	Taxa Nominal NP DI720	Spread Médio NP	Taxa Nominal NP DI720 média trim.	Spread Médio trim	Taxa Nominal Agregado Debêntures	Spread Médio Debêntures	Taxa Nominal Média Trim. Debêntures	Spread Média Trimestre	Diferença de Spread	Taxa PJ BACEN Kg	Taxa Capital de Giro PJ	Taxa Nominal NP DI360	Spread Médio NP DI360	Taxa Nominal NP DI360 média trim	Spread NP DI360 média trim
set/14	11,77%	11,27%	12,23%	11,62%	14,04%	1,81%	13,70%	2,08%	13,4%	1,19%	12,83%	1,21%	0,86%	21,09%	8,3%	13,57%	1,80%	13,34%	2,06%
out/14	12,17%	11,68%	12,34%	11,94%	13,55%	1,21%	13,69%	1,75%	13,4%	1,07%	13,08%	1,14%	0,61%	21,53%	8,3%	13,49%	1,32%	13,46%	1,78%
nov/14	12,44%	11,97%	12,25%	12,27%	15,93%	2,47%	14,51%	2,23%	13,4%	1,11%	13,39%	1,12%	1,11%	21,99%	8,5%	16,16%	3,72%	14,41%	2,44%
dez/14	12,95%	12,56%	12,91%	12,50%	15,20%	1,97%	14,89%	2,39%	14,0%	1,05%	13,58%	1,08%	1,32%	21,62%	7,7%	15,24%	2,29%	14,96%	2,40%
jan/15	12,75%	12,85%	12,45%	12,54%	15,23%	2,78%	15,45%	2,92%	13,6%	1,17%	13,65%	1,11%	1,80%	22,53%	8,7%	15,56%	2,81%	15,65%	2,80%
fev/15	13,05%	12,92%	12,74%	12,70%	15,09%	2,35%	15,17%	2,47%	13,9%	1,19%	13,84%	1,14%	1,33%	23,24%	9,0%	15,41%	2,36%	15,40%	2,48%
mar/15	13,52%	13,11%	13,34%	12,84%	15,21%	1,87%	15,18%	2,33%	14,6%	1,29%	14,06%	1,21%	1,12%	23,36%	8,7%	15,41%	1,89%	15,46%	2,35%
abr/15	13,67%	13,41%	13,36%	13,15%	15,05%	1,69%	15,12%	1,97%	14,6%	1,24%	14,39%	1,24%	0,73%	23,21%	8,4%	15,37%	1,70%	15,39%	1,98%
mai/15	13,76%	13,65%	13,10%	13,27%	15,77%	2,67%	15,35%	2,08%	14,4%	1,34%	14,56%	1,29%	0,79%	23,44%	8,5%	16,45%	2,69%	15,74%	2,09%
jun/15	14,27%	13,90%	13,62%	13,36%	16,14%	2,34%	15,65%	2,29%	15,0%	1,42%	14,70%	1,34%	0,96%	24,33%	8,8%	16,83%	2,56%	16,22%	2,32%
jul/15	13,91%	13,98%	13,11%	13,28%	15,92%	2,81%	15,94%	2,67%	14,5%	1,40%	14,66%	1,39%	1,28%	24,89%	9,6%	16,75%	2,84%	16,68%	2,70%
ago/15	14,38%	14,19%	14,15%	13,63%	16,92%	2,37%	16,33%	2,70%	15,4%	1,21%	14,97%	1,34%	1,36%	26,01%	10,2%	17,15%	2,77%	16,91%	2,73%
set/15	15,56%	14,62%	15,82%	14,36%	17,77%	1,95%	16,87%	2,51%	17,0%	1,19%	15,62%	1,26%	1,25%	26,84%	9,8%	17,49%	1,93%	17,13%	2,51%
out/15	15,39%	15,11%	15,85%	15,27%	18,34%	2,49%	17,68%	2,40%	17,0%	1,19%	16,47%	1,20%	1,21%	27,16%	10,2%	17,85%	2,46%	17,50%	2,39%

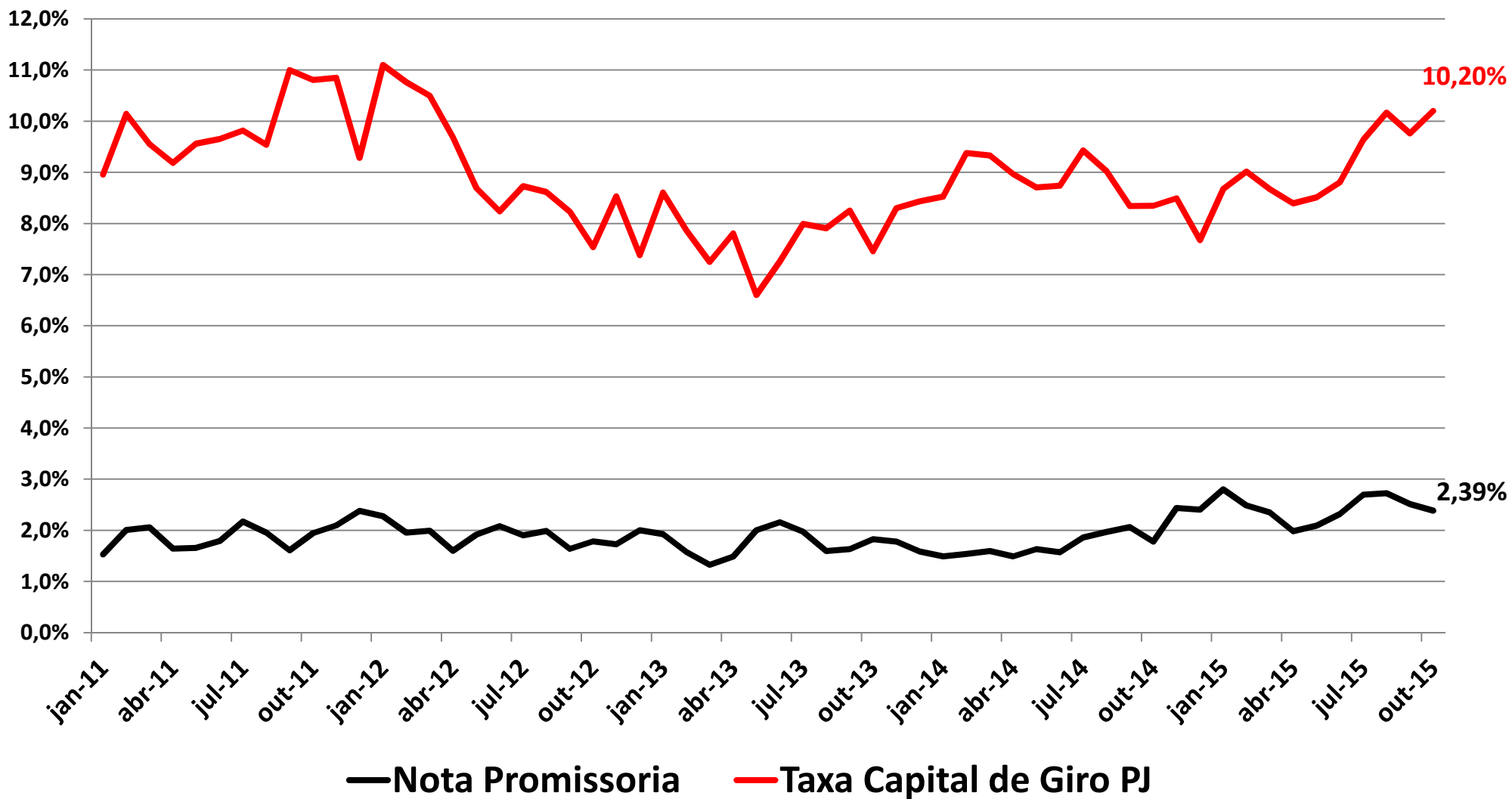
## Custo de Capital de Terceiros - médias móveis trimestrais Agregado de Notas Promissórias e Swap pré DI 360 dias (% nominal ao ano)



## Notas Promissórias e Capital de Giro PJ % ao ano - média móvel trimestral

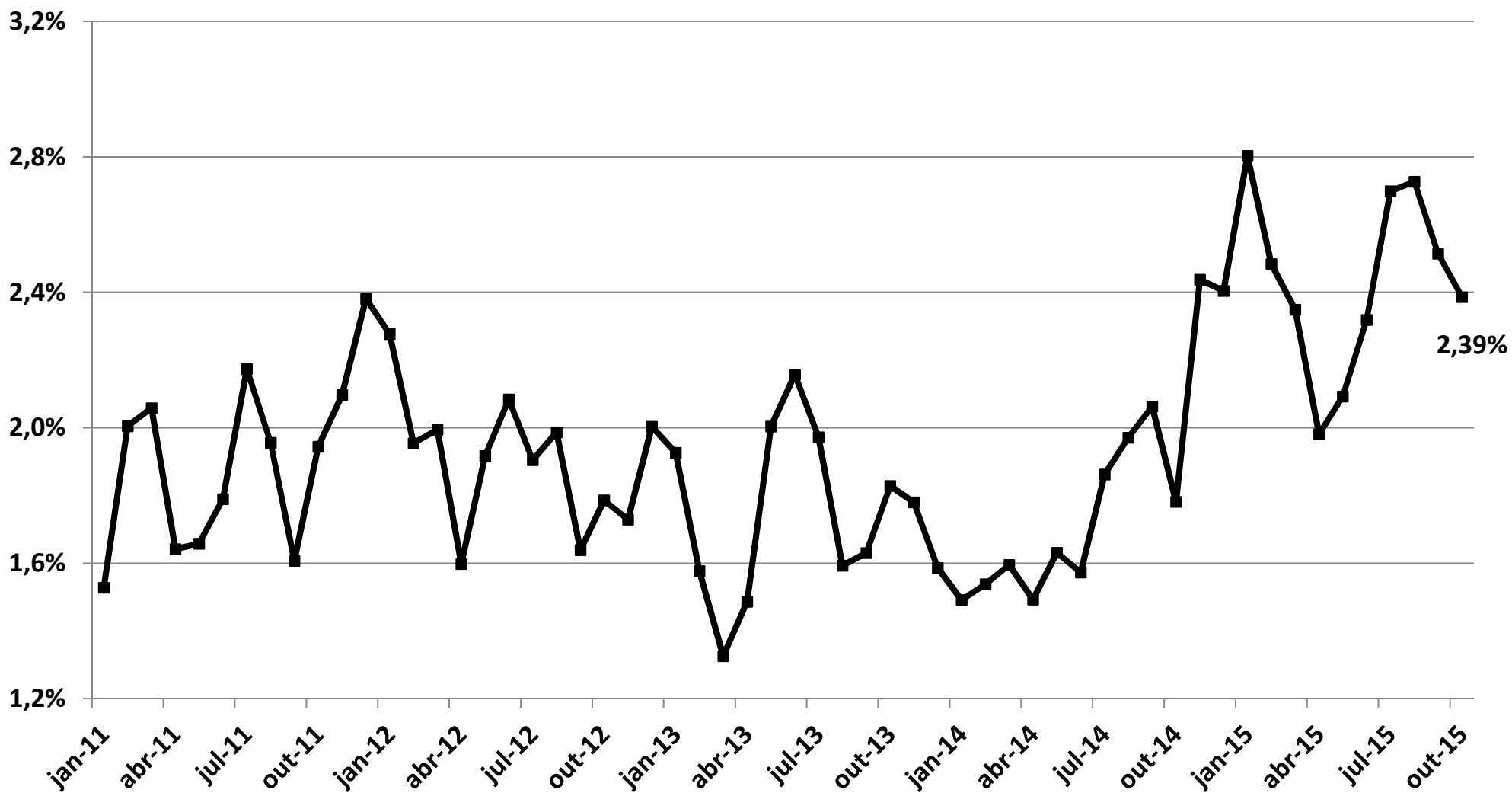


## Notas Promissórias e Capital de Giro PJ Spread sobre Swap DI 360 - média móvel trimestral



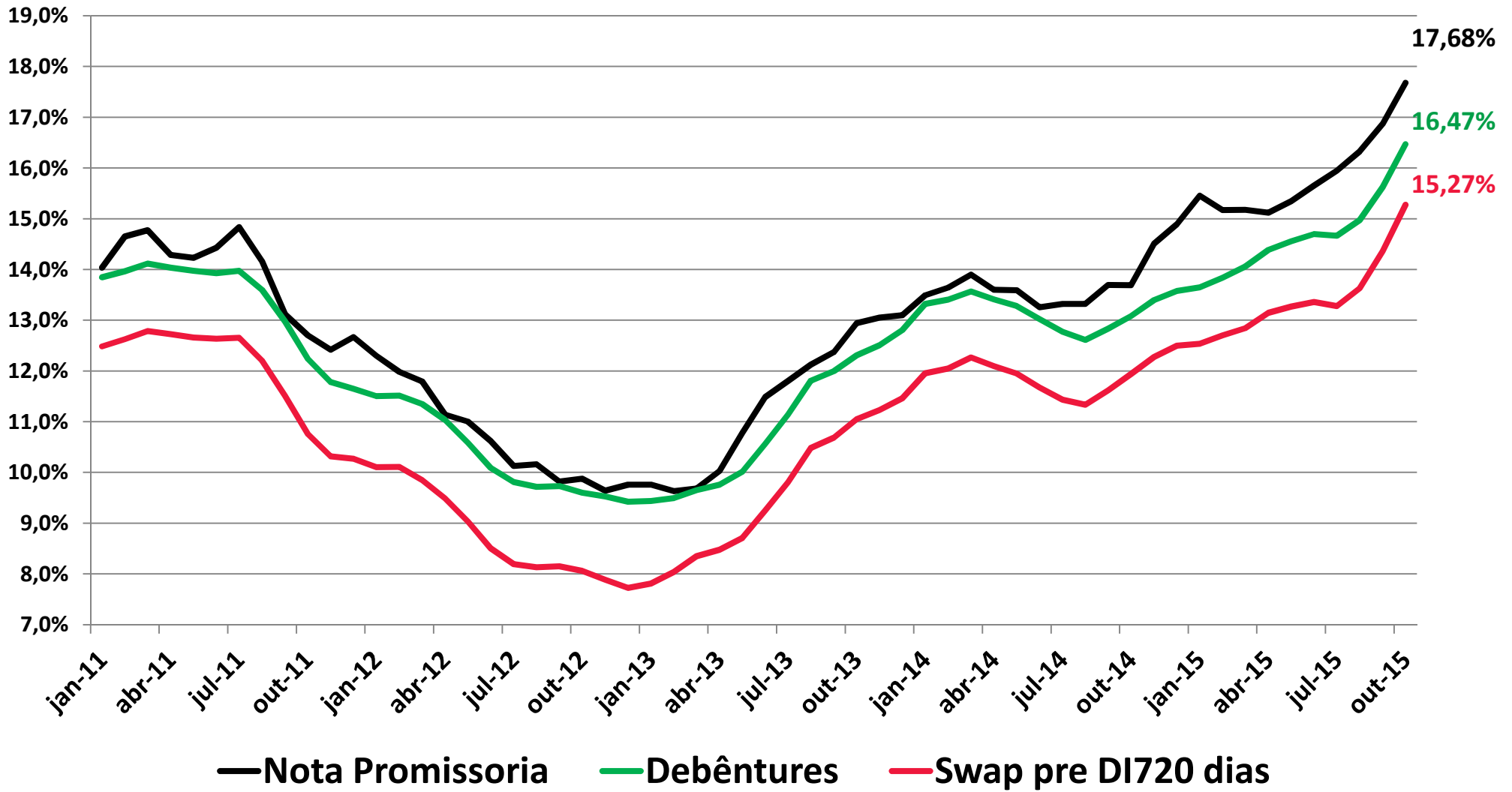
## Custo de Capital de Terceiros - médias móveis trimestrais

### Notas Promissórias - Spread sobre DI 360 (% nominal ao ano)



# Custo de Capital de Terceiros

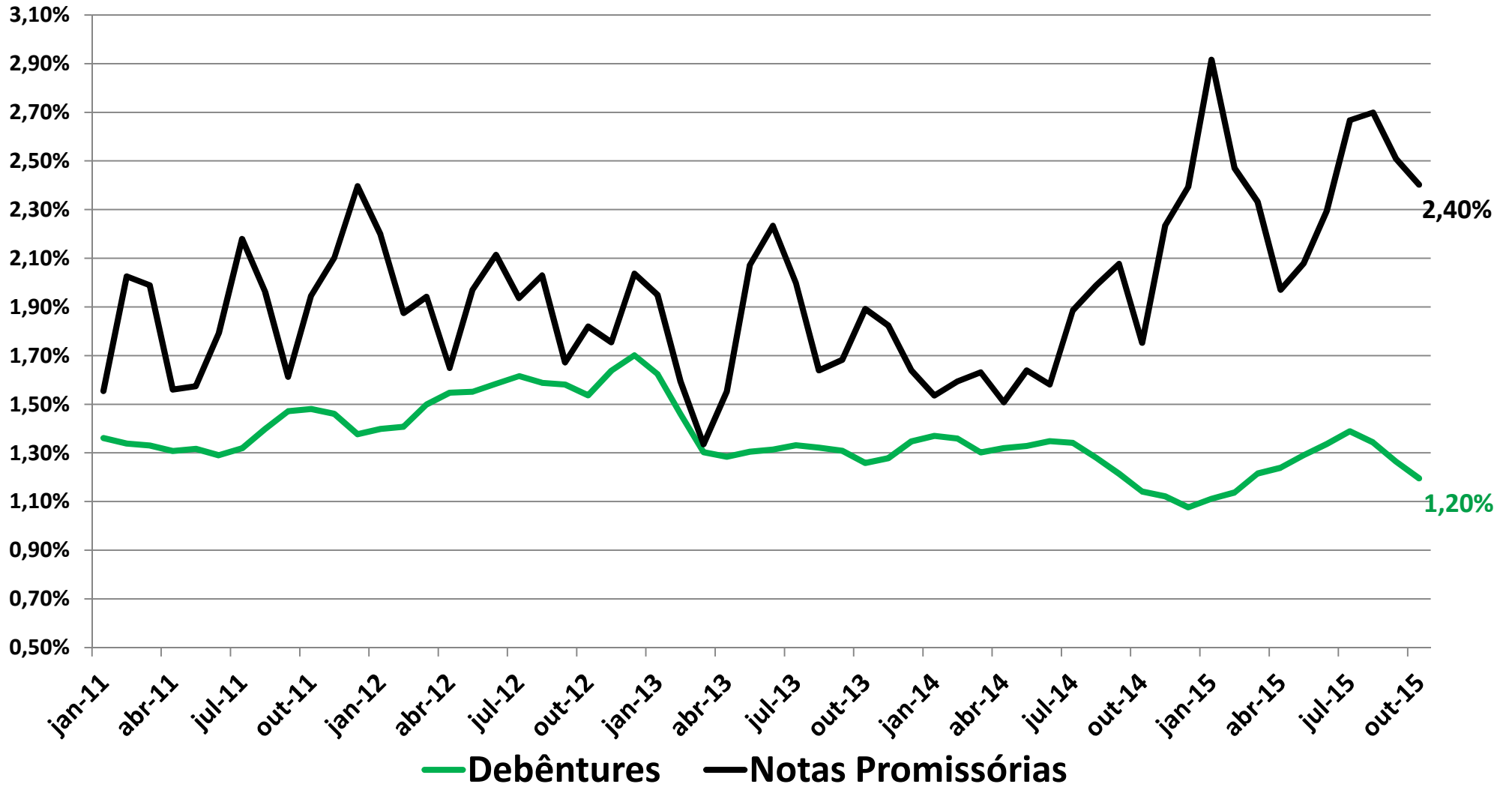
## Média Agregada de Debêntures e Notas Promissórias (% nominal ao ano)





# Notas Promissórias e Debêntures

## Spread sobre Swap DI 720 - médias móveis trimestrais



## Notas Promissórias, Debêntures e Capital de Giro PJ Spread sobre Swap DI 720 - média móvel trimestral

